

**CRYOPROBES CATALOGUE**  
for Cryo-S Electric II

**PAIN MANAGEMENT**

## how to identify the cryoneedle?

order/ref. no.

S N 0 6 1 3 1 2 0 0

**S** - single use, sterile  
order/ref. no. without  
„S” in front - reusable  
cryoprobe

**0** - straight  
**1** - angular

cryoneedle  
with nerve  
stimulation (PNS)

**6** - pain  
management

description

**0** - cryoneedle fixed  
permanently to hose  
**1** - cryoneedle with  
detachable hose

**0** - triangular tip  
**1** - round tip  
**2** - needle

In care for highest quality of offered products and services,  
Metrum Cryoflex reserves the right to modify products and  
introduce changes in descriptions.

# Pain Management

Cryoneurolysis (cryolesion, cryoablation, cryoanalgesia) is a therapeutic method basing on temporary disruption of neural and motor functions of some parts of the nerve system using extreme cold. Cryolesion is gaining acceptance as an innovative method in pain relief. It bases on the process of analgesia, during which ice crystals created by a cryosurgery device destroys the elements of the nerve tissue carrying pain information. Cryoablation does not damage nerve structures permanently that is why nerve tissues can regenerate slowly with no risk of post-procedural neuritis. The method is safe and minimally invasive, recommended especially when conservative means proved to be ineffective.

**Cryo-S Electric II**

order/ref. no. **CSEII**



CE 2274

State-of-the-art cryosurgical device manufactured by Metrum CryoFlex is the next generation of device used by many experts in the field since 1992. Cryo-S Electric II PAINLESS is controlled by microprocessor, and all the parameters are displayed on LCD screen.

- Mode selection, cleaning the cryoneedle and freezing can be performed automatically using footswitch or touch screen, so that the site of a lesion remains sterile.
- Electronic communication (chip system) between main device and connected cryoneedle. Unit recognizes optimal operating parameters and auto-configures to probe characteristics.
- Gas pressure and flow are set automatically, manual adjustment is not necessary.
- Contains automatic probe cleaning system and two freezing modes (continuous and discontinuous).
- Temperature of the probe, pressure, gas flow and time of the procedure are displayed during freezing.

## REUSABLE CRYONEEDLES (ANGULAR)

**type: A-13/120/T/RF**

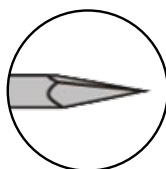
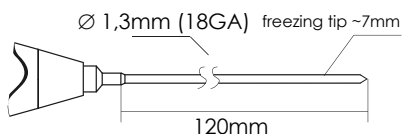
facet joints in cervical spine, cryoanalgesia of peripheral nerves

**fixed, triangular tip**

order/ref. no. **1 6 1312 0 0**

**fixed, triangular tip, neurostimulation**

order/ref. no. **N 1 6 1312 0 0**



triangular tip

**type: A-13/120/R/RF**

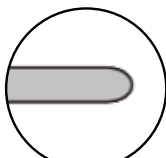
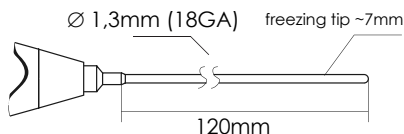
facet joints in cervical spine, cryoanalgesia of peripheral nerves

**fixed, round tip**

order/ref. no. **1 6 1312 1 0**

**fixed, round tip, neurostimulation**

order/ref. no. **N 1 6 1312 1 0**



round tip

REUSABLE CRYONEEDLES (ANGULAR)

type: G-30/2/RF


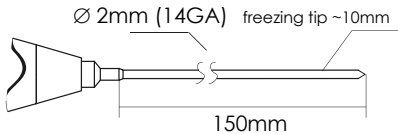
facet joints in thoracic, lumbar, sacral and iliosacral spine, cryoanalgesia of peripheral nerves, Ø2mm

fixed, triangular tip

order/ref. no. 1 6 3002 0 0

fixed, triangular tip, neurostimulation

order/ref. no. N 1 6 3002 0 0



triangular tip

type: G-30/RF


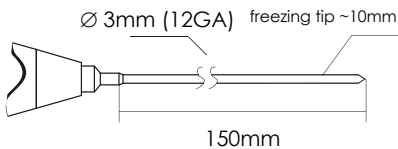
facet joints in lumbar, sacral and iliosacral spine, cryoanalgesia of peripheral nerves, Ø3mm

fixed, triangular tip

order/ref. no. 1 6 3003 0 0

fixed, triangular tip, neurostimulation

order/ref. no. N 1 6 3003 0 0



triangular tip

## REUSABLE CRYONEEDLES (STRAIGHT)

**type: A-08/20/N/RF**

Microcryoneedle for cryoanalgesia, e.g. supraorbital, infraorbital, intraoral, mental, ariculotemporal, occipital nerve (20mm)

**fixed, round tip**


order/ref. no. **0 6 0802 1 0**

**fixed, round tip, neurostimulation**

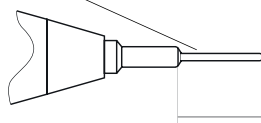
order/ref. no. **N 0 6 0802 1 0**

**detachable, needle tip, neurostimulation**

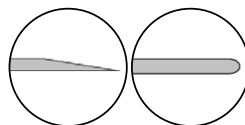
order/ref. no. **N 0 6 0802 2 1**



Ø 0,8mm (21GA)



freezing tip 20mm



needle tip

round tip

**type: A-08/20/N/RF**

Microcryoneedle for cryoanalgesia, e.g. supraorbital, infraorbital, intraoral, mental, ariculotemporal, occipital nerve (90mm)

**fixed, needle tip**

order/ref. no. **0 6 0809 2 0**

**fixed, round tip**

order/ref. no. **0 6 0809 1 0**

**fixed, needle tip, neurostimulation**

order/ref. no. **N 0 6 0809 2 0**

**fixed, round tip, neurostimulation**


order/ref. no. **N 0 6 0809 1 0**

**detachable, needle tip, neurostimulation**

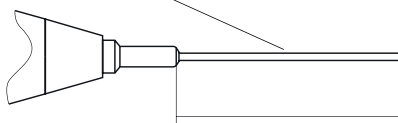
order/ref. no. **N 0 6 0809 2 1**

**detachable, round tip, neurostimulation**

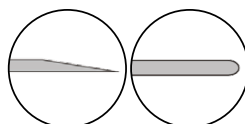
order/ref. no. **N 0 6 0809 1 1**



Ø 0,8mm (21GA)



freezing tip 90mm



needle tip

round tip

## REUSABLE CRYONEEDLES (STRAIGHT)

**type: A-13/120/R/RF** facet joints in cervical spine, cryoanalgesia of peripheral nerves

**detachable, round tip, neurostimulation**

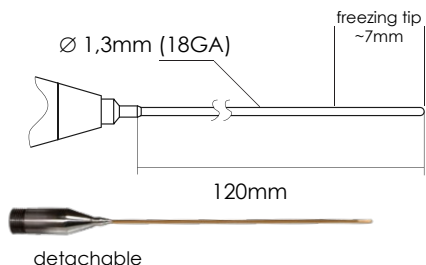

order/ref. no. **N 0 6 1312 1 1**

**fixed, round tip**

order/ref. no. **0 6 1312 1 0**

**fixed, round tip, neurostimulation**

order/ref. no. **N 0 6 1312 1 0**



**type: A-13/120/T/RF** facet joints in cervical spine, cryoanalgesia of peripheral nerves

**detachable, triangular tip, neurostimulation**

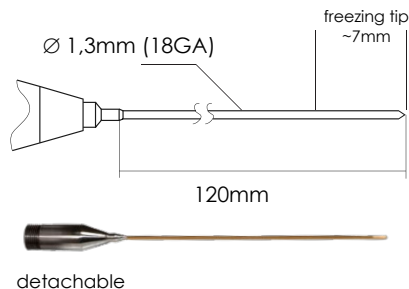

order/ref. no. **N 0 6 1312 0 1**

**fixed, triangular tip**

order/ref. no. **0 6 1312 0 0**

**fixed, triangular tip, neurostimulation**

order/ref. no. **N 0 6 1312 0 0**



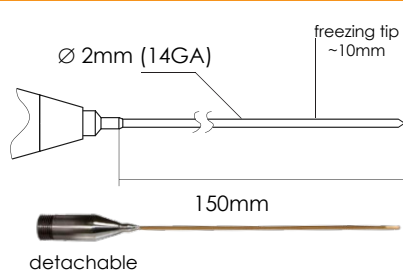

**type: G-30/2/RF** facet joints in thoracic, lumbar, sacral and iliosacral spine, cryoanalgesia of peripheral nerves

**detachable, straight, triangular tip, neurostimulation**

order/ref. no. **N 0 6 3002 0 1**

**fixed, straight, triangular tip, neurostimulation**

order/ref. no. **N 0 6 3002 0 0**



## SINGLE USE CRYONEEDLES (STRAIGHT)

**type: A-08/20/N/RF**

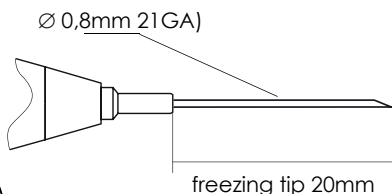

Microcryoneedle for cryoanalgesia, e.g. supraorbital, infraorbital, intraoral, mental, ariculotemporal, occipital nerve (20mm)

**fixed, straight, needle tip**

order/ref. no. **S 0 6 0802 2 0**

**fixed, straight, needle tip, neurostimulation**

order/ref. no. **S N 0 6 0802 2 0**



needle tip

**type: A-08/20/N/RF**

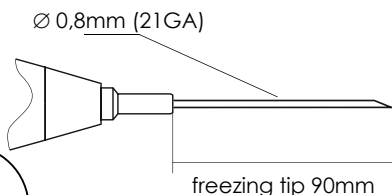

Microcryoneedle for cryoanalgesia, e.g. supraorbital, infraorbital, intraoral, mental, ariculotemporal, occipital nerve (90mm)

**fixed, straight, needle tip**

order/ref. no. **S 0 6 0809 2 0**

**fixed, straight, needle tip, neurostimulation**

order/ref. no. **S N 0 6 0809 2 0**



needle tip

**type: A-13/120/T/RF**

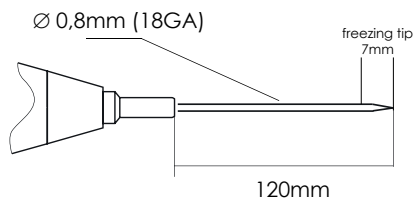

facet joints in cervical spine, cryoanalgesia of peripheral nerves

**fixed, straight, triangular tip**

order/ref. no. **S 0 6 1312 0 0**

**fixed, straight, triangular tip, neurostimulation**

order/ref. no. **S N 0 6 1312 0 0**



triangular tip



# SINGLE USE CRYONEEDLES (STRAIGHT)

type: G-30/2/RF

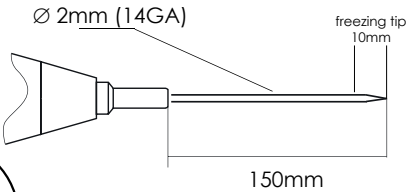

facet joints in thoracic, lumbar, sacral and iliosacral spine, cryoanalgesia of peripheral nerves

fixed, straight, triangulat tip

order/ref. no. **S O 6 3002 0 0**

fixed, straight, triangular tip, neurostimulation

order/ref. no. **S N O 6 3002 0 0**



type: L-70/RF

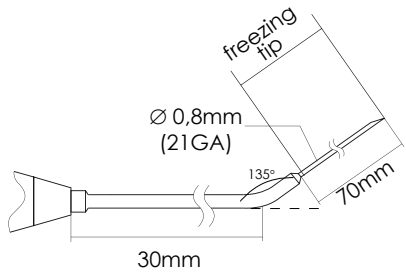

microcryoneedle for cryoanalgesia

fixed, straight, needle tip

order/ref. no. **S O 6 7007 2 0**

fixed, straight, needle tip, neurostimulation

order/ref. no. **S N O 6 7007 2 0**




STERILE

EO

LOT



3-5 YEARS







## **cryoprobes catalogue 2015**

### **Head Office:**

ul. Kolejowa 16A  
05-092 Łomianki  
POLAND

tel. +4822 33 13 750

fax +4822 33 13 766

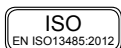
[office@metrum.com.pl](mailto:office@metrum.com.pl)

[export@metrum.com.pl](mailto:export@metrum.com.pl)



Medical devices manufacturer

all devices are manufactured  
in accordance with quality  
management system **ISO 13485:2012**



[www.metrum.com.pl](http://www.metrum.com.pl)