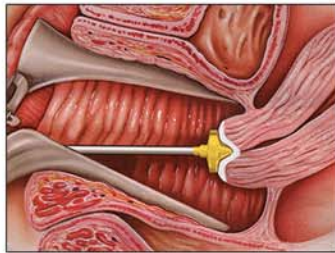


**Most Technologically  
Advanced Device  
for Cryosurgery**

# Cryo-S Electric II

**Gyneacology**





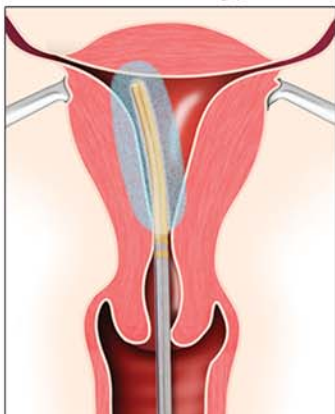
▪ Before Cryosurgery



▪ After Cryosurgery



▪ Endometrium freezing procedure



## Cryosurgery - Indications

Main purpose of cryosurgery in gynecology is destruction of pathologic tissues of the cervix, vagina and endometrium by freezing in situ (without removing). Cryosurgery is a safe, effective, inexpensive and easy to perform procedure of pre-malignant diseases which does not impair fertility. This method is used to treat cervical ectopia, erosion, cysts, polypean, papillomatous hyperplasia of the mucous membrane, recurrent cervicitis, condyloma, cervical intraepithelial neoplasia (CIN I, II, III) or menorrhagia (heavy menstrual bleeding).

## Advantages of cryosurgery

- After gently freezing (up to 3mm depth) scarring in most cases is invisible, after deeper freezing scar tissue is elastic and do not have any influence on reproductive functions. Treatment is suitable for women who have not given birth and those who want to give birth.
- Contrary to other methods the zone of tissue necrosis does not increase on the second day after the treatment. It is exactly as intended, and consistent with the borders of the frozen area. In case of coagulation methods, burnt tissue demarcates deeper than can be seen during the procedure (Laser, LOOP, RF).
- Cryosurgical treatment of cervix pathologies is not associated with the risk of endometriosis! The frozen area remains covered with epithelium, which acts as a biological dressing.
- Cryosurgery procedures are smokeless and odourless in contrast to high temperature procedures like photo-coagulation, electrocoagulation and laser vaporization. Surgical smoke contains active viruses i.e. HPV, HCV and bacteria and creates danger of infection in airpassages to people staying nearby.
- Cervix disc treatment are completely painless; vulva treatment requires local anaesthesia.
- Possibility to freeze the recurrences after previous surgery treatment.
- Possibility to perform the majority of procedures on outpatient basis.

## Effects of cryosurgery

The acceptance of cryosurgery by patients is very high. Cryosurgery has a greater clearance rate than other ablation techniques. It is reported that the rate of treatment lower genital tract is approximately 95%.

Average cure rate in cervical intraepithelial neoplasia is 94%  
 - CIN 1. 93% - CIN 2. 84% - CIN 3/CIS

## Cryo-S Electric II

Cryo-S Electric II is state-of-the-art cryosurgical device manufactured by Metrum CryoFlex. It is the next generation of device used in field of surgery since 1992.

Cryo-S Electric II is operated with user friendly touch screen interface and controlled by microprocessor giving current information regarding procedure parameters on LCD screen



## Advantages of Cryo-S Electric II

- Mode selection, cleaning the probe and freezing can be performed automatically using foot switch or touch screen keeping the site of a procedure under sterile conditions.
- Electronic communication (chip system) between the main device and connected cryoprobe. Unit recognizes probe characteristics.
- Pressure and gas flow are set automatically, any manual adjustment is not necessary.

## Cryoprobes


Owing to the special shapes of the contact cryoprobes, full scope of freezing within the area of vagina, fornix, cervix and cavum uteri is possible, as well as within the area of labia, anus.



## Spray cryoprobe

Metrum CryoFlex developed and patented unique spray type cryoprobe for gynecology enabling higher effectiveness of the procedure.

It can be used with single use cotton swabs and reusable freezing limiters.



CE 2274

# we are inspired by your expectations

---

METRUM CRYOFLEX Sp. z o.o., Sp. K.

Produkcja / Manufacture  
ul. Zielna 29  
05-082 Blizne Łaszczyńskiego k. W-wy

Zarząd / Headoffice  
ul. Kolejowa 16A  
05-092 Łomianki k. W-wy

Tel: +48 22 33 13 750  
+48 22 33 13 830  
Fax: +48 22 33 13 766

export@metrum.com.pl  
sales@metrum.com.pl  
<http://www.metrum.com.pl>

ISO  
EN ISO 13485:2012

